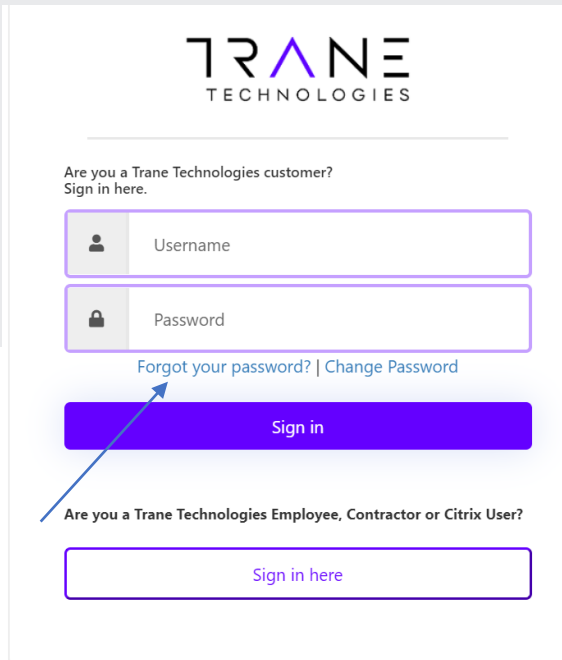


New Login Experience Coming!

We are migrating to a new and improved authentication experience



On September 18th, 2022, your Login Experience will be enhanced to a new, faster authentication service.



- Your current username will stay the same
- You will have more convenient options to reset your password using Self-Service if lost/forgotten
- Just set a new strong password and you'll be ready for the new experience

Enroll in 3 Easy Steps

1

Click the “Forgot your password?” link when presented with new login screen.

Need more help? You can find a step-by-step instructions in this guide.

2

Enter your “existing” Username and follow the on-screen prompts

You will receive a 6 digit code to your e-mail address on file. Enter it on the screen when prompted. You can then reset your password. Remember, you may re-use your CURRENT password if you'd like.

3

You're All Set! You are now ready to login using your existing username and the password you entered.

Don't forget to Secure and Save Your New Password

Have questions or need support? Contact <email> or <phone>

Password Reset Instructions



The password reset feature allows you to reset a forgotten password or update a known password.

1 *Click the **Forgot your password?** link*

TRANE TECHNOLOGIES

Are you a Trane Technologies customer?
Sign in here.

Username

Password

[Forgot your password? | Change Password](#)

Sign in

Are you a Trane Technologies Employee, Contractor or Citrix User?

[Sign in here](#)

3 *Confirm the 6 digit code sent to your registered e-mail address*

TRANE TECHNOLOGIES

A verification was sent to the following email address. Please copy and paste it in the "verification code" field below.

Enter verification code

Submit verification code

Didn't receive verification code? [Resend Code](#)

2 *Confirm your Username*

TRANE TECHNOLOGIES

Password Reset

We will send a verification code to the email address associated with your username.

Username

Continue

4 *Set your **NEW Strong Password***

TRANE TECHNOLOGIES

Your code has been successfully validated. After entering and confirming your password, click continue.

New Password

Confirm New Password

Continue

Want to UPDATE your current and known password? Click the **Change Password link instead of *Forgot your password?***

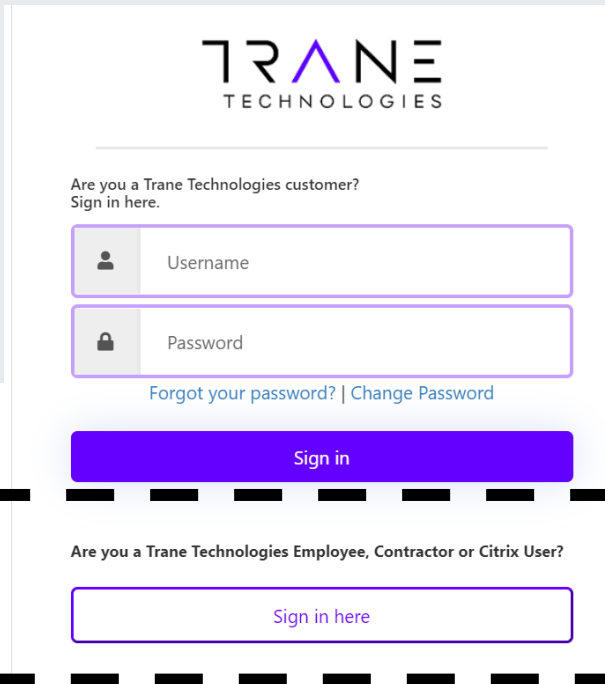
Have questions or need support? Contact <email> or <phone>

How to Login

We are migrating to a new and improved authentication experience




Your Login Screen is Changing – Learn What’s New



Select 1 of 2 methods to Login

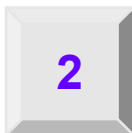
Read on below to learn which method you should use to login

✓ Which Method Is For Me



Local Account

If you login to our systems today and you NEVER have to change your password, you most likely are using a “local” account and should use the top section of the page to login.



Enterprise Microsoft Account with *our* Company

If you typically have to change your password at our company every 90 days, use our companies Citrix/VPN, or you are an employee, contractor than you most likely have an account in our Enterprise Active Directory at Microsoft. Click the *Sign in here in the bottom section of the login screen*